



Shannon Christenot

Mortgage Broker Los Angeles CA, HomePlus Mortgage
NMLS 278136 Cal BRE 01848925
700 Flower St #1000 Los Angeles, CA 90017

Office: (818) 601-2231
Fax: (818) 301-2200
shannon@shannonchristenot.com
[View My Website](#)

Should You Wait For Lower Rates?

Mortgage rates have fallen more aggressively than ever and they've been remarkably willing to set record after record. So is there any reason you **shouldn't** wait for them to go even lower?

This is an age old question any time rates fall to long-term lows. In the past, the answer has been **pretty easy**. If rates had fallen more than 1.5% from their previous high over the course of several years, and if something obvious happened to push them just a bit lower, it was time to refi!

For example, the Fed's policy shift (in favor of mortgages) in September 2012 and the Brexit vote in 2016 both pushed rates quickly lower. Both were singular events with finite information, that allowed markets to react and move on.

Coronavirus has filled this role in a different way. Like past events, it hit a market that had already seen rates fall **significantly** for more than a year. Unlike past events, it's vastly more complex with implications that are infinitely more uncertain. It's also very much **ONGOING** as opposed to finite.

The net effect has been an **uncanny** ability for rates to hit record low after record low with little apparent risk of a rebound. In an environment like this, it makes sense that rates could go even lower, but only for so long.

Naturally, rates will have to stop setting new record lows at some point. Unfortunately, it's **impossible** to know exactly when that will be (or if it has already happened). But there are a few things we **DO** know.

As we discussed last week, mortgage rates were only able to fall so steadily in recent months because they jumped so much higher in March. The following chart shows the gap opening up between mortgages and 10yr Treasury yields (often used as a benchmark for longer term rates like mortgages) and the subsequent closing of that gap.

National Average Mortgage Rates



| | Rate | Change | Points |
|----------------------------|-------|--------------|--------|
| Mortgage News Daily | | | |
| 30 Yr. Fixed | 7.39% | +0.01 | 0.00 |
| 15 Yr. Fixed | 6.83% | +0.01 | 0.00 |
| 30 Yr. FHA | 6.87% | +0.01 | 0.00 |
| 30 Yr. Jumbo | 7.58% | 0.00 | 0.00 |
| 5/1 ARM | 7.40% | 0.00 | 0.00 |

Freddie Mac

| | | | |
|--------------|-------|--------------|------|
| 30 Yr. Fixed | 7.10% | -0.34 | 0.00 |
| 15 Yr. Fixed | 6.39% | -0.37 | 0.00 |

Rates as of: 4/24

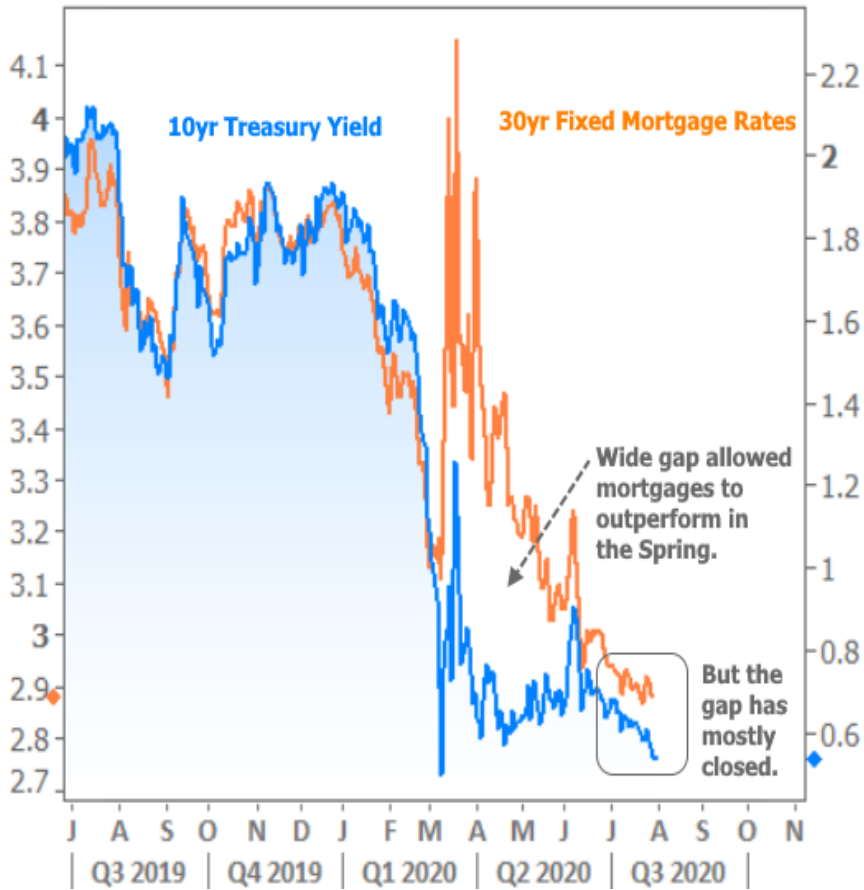
Market Data

| | Price / Yield | Change |
|----------------|---------------|----------------|
| MBS UMBS 6.0 | 99.44 | -0.18 |
| MBS GNMA 6.0 | 100.25 | -0.15 |
| 10 YR Treasury | 4.6422 | +0.0408 |
| 30 YR Treasury | 4.7712 | +0.0419 |

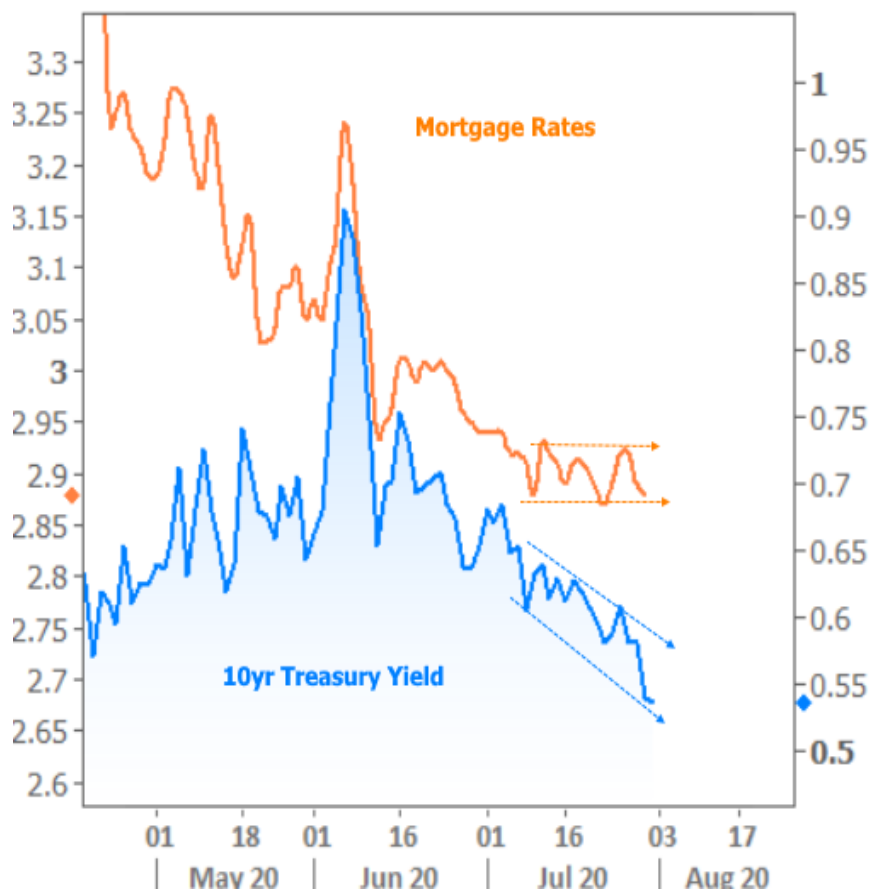
Pricing as of: 4/24 5:02PM EST

Recent Housing Data

| | | Value | Change |
|---------------------|--------|-------|---------|
| Mortgage Apps | Apr 24 | 196.7 | -2.67% |
| Building Permits | Mar | 1.46M | -3.95% |
| Housing Starts | Mar | 1.32M | -13.15% |
| New Home Sales | Mar | 693K | +4.68% |
| Pending Home Sales | Feb | 75.6 | +1.75% |
| Existing Home Sales | Feb | 3.97M | -0.75% |
| Builder Confidence | Mar | 51 | +6.25% |



If we zoom in to a narrower field of view with the same two lines, we can see how Treasury yields have been willing to move lower even as mortgage rates have resisted.



Unlike past examples where mortgage bonds were straying from Treasuries, this is actually an issue specific to mortgage lenders (and not the bond market they sell into). We can verify this by comparing the movement in mortgage bonds versus mortgage rates. These two lines almost always track each other perfectly. We've never seen them open up this kind of gap before.

Rate movement implied by mortgage-backed bonds

Actual 30yr Fixed Mortgage Rates



Simply put, lenders are already too overloaded. Lower rates would only make things worse. The bond market is telling the mortgage market that rates **can** go lower, but the mortgage market is saying "no can do!"

So you should wait, right?

If you could be sure that the bond market would maintain current levels for several months, or get even better, then sure! There would be relatively low risk in waiting. But the flattening out of the orange lines above suggests there might not be as much benefit as you'd hope. If bonds happen to reverse course before rates catch up, you'd be out of luck.

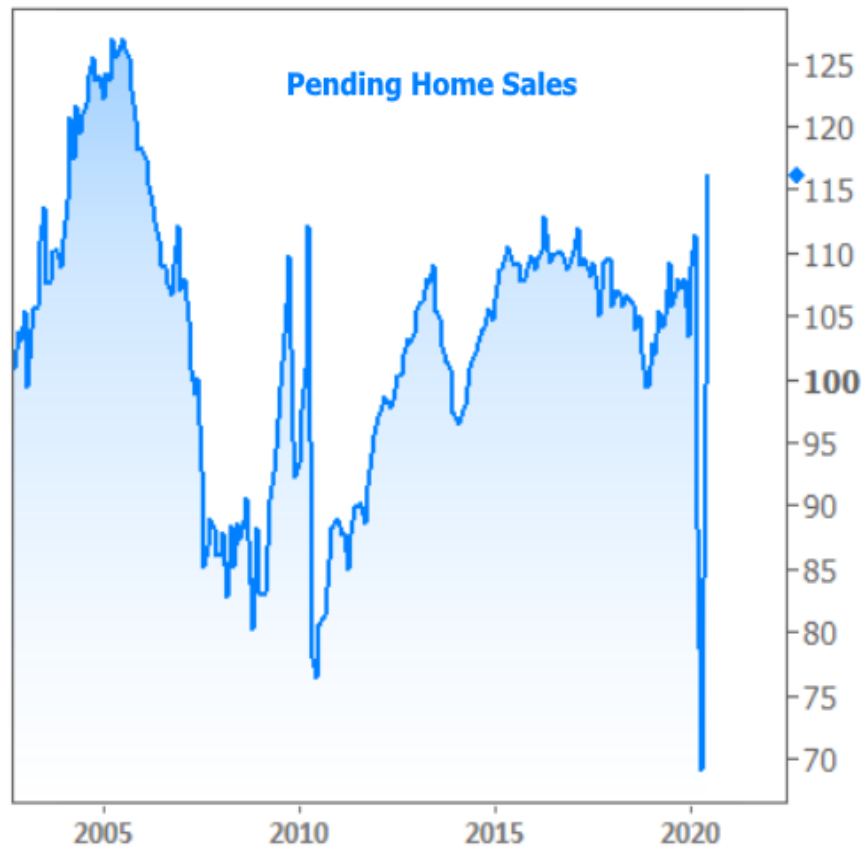
So what's the best way to play this?

No one can say for sure, but we can look at the same math from last week to formulate a game plan that's just as good as anything. Last week we discussed the limitations on mortgage rates due to the structure of the mortgage bond market. Long story short, the conclusion was that in a perfect world, rates could go about 0.75% lower before facing an unprecedented level of resistance.

The great thing about that level of (potential) improvement is that if rates do manage to fall that much, it would make financial sense to refinance again in addition to refinancing right now. This has the added benefit of allowing you to capitalize on the interest savings between now and then. Moreover, if rates happen to move higher instead of lower, you won't have missed the opportunity. It's as close to a win-win as we typically see in a game that can only truly be won with clairvoyance.

In other news and the week ahead...

The housing market has bounced back with a vengeance according to home sales numbers released this week from the National Association of Realtors. The Pending Sales Index, in the space of 2 months, has catapulted from the lowest levels ever to the highest levels in over 15 years.



The first reading of US GDP for Q2 was released on Thursday and it was almost exactly as bad as predicted. This was a non-event for financial markets which had long since priced-in the economic impacts of covid.

Financial markets also price in the offsetting forces from the Fed and fiscal stimulus. The Fed reiterated its commitment in its periodic policy announcement this week and Fed Chair Powell said the accommodative stance isn't changing any time soon.

Looking ahead, next week brings the typically important jobs report on Friday as well as another chance for lawmakers to hone in on another installment of fiscal stimulus. Earnings season continues in full swing throughout the week.

Subscribe to my newsletter online at: <http://mortgagenewsletters.org/schristenot>

Recent Economic Data

| Date | Event | Actual | Forecast | Prior |
|-----------------|------------------------|--------|----------|-------|
| Monday, Jul 27 | | | | |
| 8:30AM | Jun Durable goods (%) | 7.3 | 7.0 | 15.7 |
| 11:30AM | 2-Yr Note Auction (bl) | 48 | | |
| 1:00PM | 5-Yr Note Auction (bl) | 49 | | |
| Tuesday, Jul 28 | | | | |

Event Importance:

- No Stars = Insignificant
- ☆ Low
- ★ Moderate
- ★★ Important
- ★★★ Very Important

| Date | Event | Actual | Forecast | Prior |
|--------------------------|----------------------------------|---------------|----------|--------|
| 9:00AM | May CaseShiller 20 yy (%) | 3.7 | 4.0 | 4.0 |
| 10:00AM | Jul Consumer confidence | 92.6 | 94.5 | 98.1 |
| 1:00PM | 7-Yr Note Auction (bl) | 44 | | |
| Wednesday, Jul 29 | | | | |
| 7:00AM | w/e Mortgage Refinance Index | 3955.9 | | 3973.3 |
| 7:00AM | w/e MBA Purchase Index | 306.1 | | 310.9 |
| 10:00AM | Jun Pending Sales Index | 116.1 | | 99.6 |
| 10:00AM | Jun Pending Home Sales (%) | +16.6 | 15.0 | 44.3 |
| 2:00PM | N/A FOMC rate decision (%) | 0.000 - 0.250 | 0.125 | 0.125 |
| 2:30PM | Powell Press Conference | | | |
| Thursday, Jul 30 | | | | |
| 8:30AM | w/e Jobless Claims (k) | 1434 | 1450 | 1422 |
| Friday, Jul 31 | | | | |
| 8:30AM | Jun Core PCE Inflation (y/y) (%) | 0.9 | 1.0 | 1.0 |
| 9:45AM | Jul Chicago PMI | 51.9 | 43.9 | 36.6 |
| 10:00AM | Jul Consumer Sentiment (ip) | 72.5 | 73.0 | 73.2 |
| Monday, Aug 03 | | | | |
| 10:00AM | Jun Construction spending (%) | -0.7 | 1.0 | -2.1 |
| 10:00AM | Jul ISM Manufacturing PMI | 54.2 | 53.6 | 52.6 |
| Tuesday, Aug 04 | | | | |
| 10:00AM | Jun Factory orders mm (%) | 6.2 | 5.0 | 8.0 |
| Wednesday, Aug 05 | | | | |
| 7:00AM | w/e MBA Purchase Index | 300.7 | | 306.1 |
| 7:00AM | w/e Mortgage Refinance Index | 3688.1 | | 3955.9 |
| 8:15AM | Jul ADP National Employment (k) | 167 | 1500 | 2369 |
| 10:00AM | Jul ISM N-Mfg PMI | 58.1 | 55.0 | 57.1 |
| 10:00AM | Jul ISM N-Mfg Bus Act | 67.2 | 60.0 | 66.0 |
| Friday, Aug 07 | | | | |
| 8:30AM | Jul Non-farm payrolls (k) | 1763 | 1600 | 4800 |
| 8:30AM | Jul Unemployment rate mm (%) | 10.2 | 10.5 | 11.1 |
| 3:00PM | Jun Consumer credit (bl) | 8.95 | 10.00 | -18.28 |

About Your Los Angeles Mortgage Broker

Shannon's expertise in residential mortgage lending spans more than 20 years. Beginning on the ground floor of the wholesale side of lending, Shannon subsequently succeeded as a loan officer, account manager, and account executive while working for one of the nation's largest mortgage lenders. In contrast to those who chose to leave the mortgage industry when the Los Angeles housing market began to spiral in 2008; Shannon's passion for helping others to become homeowners remained firmly intact. In fact the changes in the market and new lending laws made her want to help homebuyers to navigate the new rules of real estate lending more than ever. As such, she chose to transition to the retail side of real estate financing in effort to work closer with families, veterans, and those who had previous financial hardships to achieve their goals of home ownership. As a homeowner and real estate investor, Shannon's personal experience in obtaining mortgage loans for her own purchases is extensive. She has bought and sold multiple properties and continues to invest in real estate throughout Los Angeles County. Shannon's specialization and breadth of experience in real estate purchase loans enables her to offer standard/conventional loans, government loans, hard money loans, and specialty/portfolio products.

Shannon Christenot

