



Shannon Christenot
Mortgage Broker Los Angeles CA, HomePlus Mortgage
NMLS 278136 Cal BRE 01848925
700 Flower St #1000 Los Angeles, CA 90017

Office: (818) 601-2231
Fax: (818) 301-2200
shannon@shannonchristenot.com
[View My Website](#)

All About Ceilings

The debt ceiling debate is all over the news, but it's a different ceiling is commanding more of the bond market's attention. Still, we wouldn't say the debt ceiling is irrelevant, so let's take a brief moment to address its implications for the housing and mortgage markets.

The most direct effect of the debt ceiling debate is a general ebb and flow of risk sentiment in the market. If it's resolved without issue, investors may be slightly more interested in buying stocks and selling bonds. The latter puts upward pressure on interest rates and it was the general theme this week.

The 10yr Treasury yield is a good benchmark for rate momentum. Some of this week's upward momentum may be attributed to potential progress on the debt ceiling, but we really didn't see any compelling evidence that traders were on the edge of their seats over political drama. It would take a true "default" on US debt to roil markets, and that's tremendously unlikely.



Markets found the Fed and the economic outlook to be much more worthy of attention this week. Retail Sales data on Tuesday morning set the tone for the week. Traders were more receptive to the slew of Fed speakers who echoed

National Average Mortgage Rates



	Rate	Change	Points
Mortgage News Daily			
30 Yr. Fixed	7.09%	+0.07	0.00
15 Yr. Fixed	6.56%	+0.03	0.00
30 Yr. FHA	6.62%	+0.07	0.00
30 Yr. Jumbo	7.35%	+0.04	0.00
5/1 ARM	7.30%	+0.06	0.00

Freddie Mac

30 Yr. Fixed	7.02%	-0.42	0.00
15 Yr. Fixed	6.28%	-0.48	0.00

Rates as of: 5/17

Market Data

	Price / Yield	Change
MBS UMBS 6.0	100.40	-0.15
MBS GNMA 6.0	100.78	+0.04
10 YR Treasury	4.4223	+0.0454
30 YR Treasury	4.5610	+0.0549

Pricing as of: 5/17 5:59PM EST

Recent Housing Data

		Value	Change
Mortgage Apps	May 15	198.1	+0.51%
Building Permits	Mar	1.46M	-3.95%
Housing Starts	Mar	1.32M	-13.15%
New Home Sales	Mar	693K	+4.68%
Pending Home Sales	Feb	75.6	+1.75%
Existing Home Sales	Feb	3.97M	-0.75%
Builder Confidence	Mar	51	+6.25%

the same general sentiment: the fight against inflation is far from over and the data will determine when the Fed is done hiking rates.

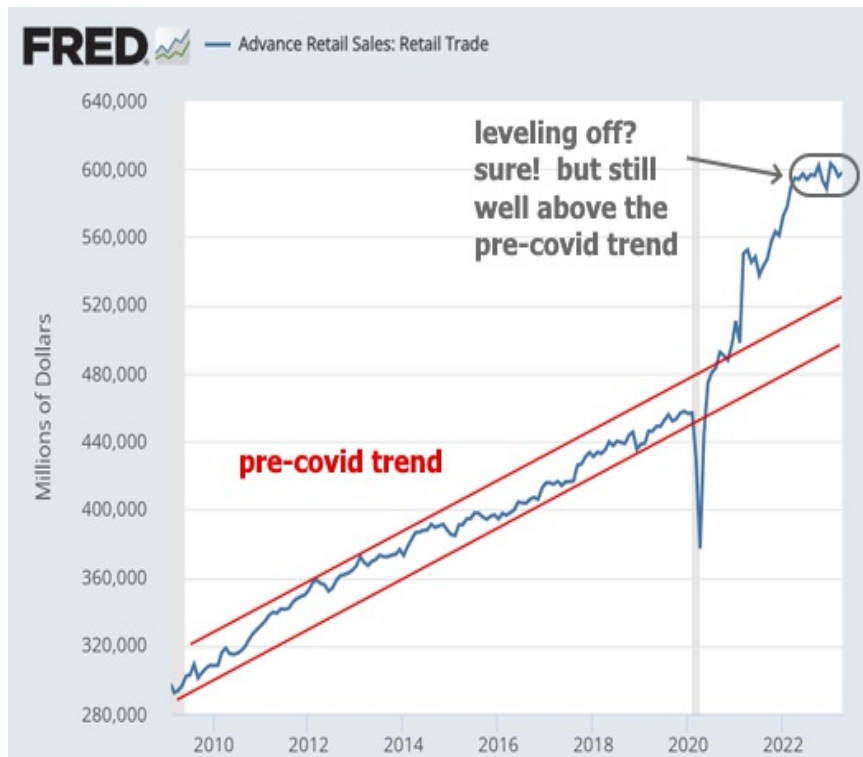
At the start of the month, just after the last Fed meeting, market participants had almost fully priced out additional rate hikes. By the end of this week, we're back up to nearly a 50% chance of another hike in June (rate outlook of 5.0% moved up to 5.11%, which is about half of a 0.25% rate hike).



The Fed's comments and the economic data had an even bigger impact on longer-term rate expectations. Here's how the market view's December's Fed meeting:



Economic data remains mixed. There are certainly ways to conclude it spells trouble for the economy, but there is resilience on several fronts. Even though Retail Sales could be considered underwhelming in month-over-month terms, it has held up far better than many analysts expected relative to how far above trend it has been.



More of the negative evidence against the economy is seen in the most rate-sensitive sectors like housing. This week's Existing Home Sales numbers weren't terribly encouraging.

Existing Home Sales

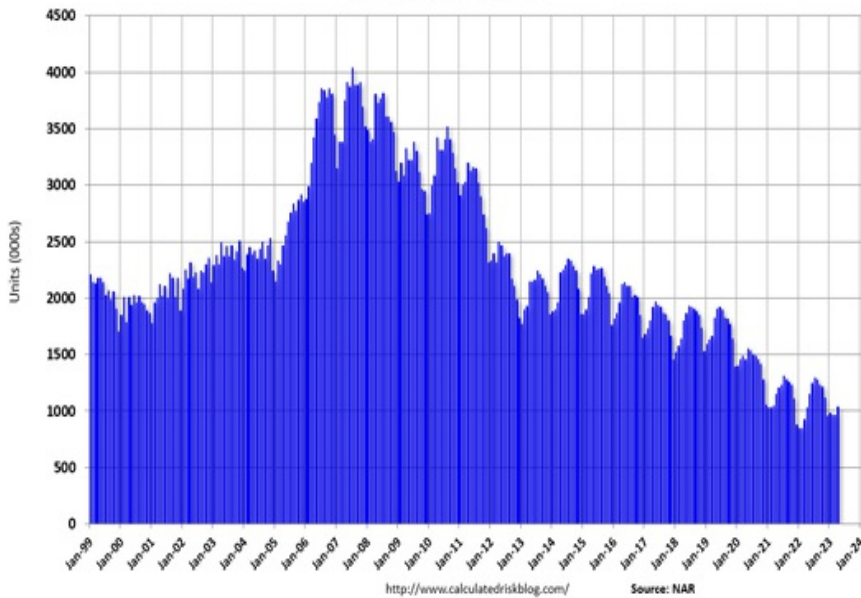
Seasonally Adjusted Annual Rate, In Millions



Source: National Association of Realtors and Wells Fargo Economics

But it's worth remembering that ultra low inventory is not just a talking point for housing market cheerleaders. It's legitimately suppressing sales numbers. Incidentally, it also stands as evidence that 2023 is nothing like 2008.

Existing Home Inventory

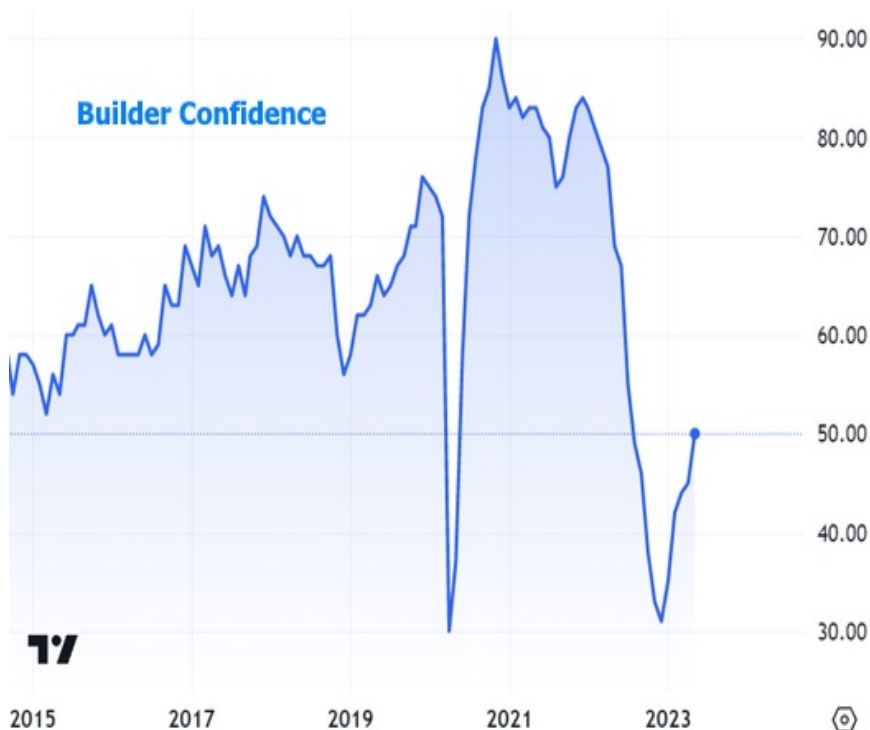
<http://www.calculatedriskblog.com/>

Source: NAR

Things are a bit better for the new home market since builders don't have to wait for a home seller to decide to move or refinance before those units come to market. Construction numbers show a moderate correction from the highs, but are still in line with the pre-covid trend.



Builders had been pretty bummed about the surge in interest rates in 2022, but this week's NAHB Index (essentially "builder confidence") suggests their mood is improving. The index rose from 45 to 50, handily beating the median forecast of 44.



The economic resilience and the Fed's reminders about the rate outlook came at a time where the bond market was increasingly running out of room to maneuver inside the prevailing range. The result is a breakout from that range, seen most easily in terms of 10yr Treasury yields moving over 3.60%.



And to reiterate, the 10yr yield is a good benchmark for mortgage rates. They broke out too.



These breakouts mean that the market isn't oblivious to the risk that it's not yet time for the big reversal toward lower rates. The saving grace is that the market also isn't convinced rates need to be any higher than they were earlier this year or late last year. Sure, we may be breaking the ceiling of the more narrow, more recent range, but there's a longer-term consolidation that remains very much intact. This is the debate that we feel will take weeks or even months to resolve.



In the meantime, volatility can pop up inside these ranges. There will be ups and downs depending on data and events. Next week's biggest tickets in that regard the PCE inflation data on Friday and a slew of additional Fed speeches throughout the week.

Subscribe to my newsletter online at: <http://mortgagenewsletters.org/schristenot>

Recent Economic Data

Date	Event	Actual	Forecast	Prior
Monday, May 15				
8:30AM	May NY Fed Manufacturing	-31.8	-18.00	10.80
Tuesday, May 16				
8:30AM	Apr Retail Sales (%)	0.4	0.7	-0.6
9:15AM	Apr Industrial Production (%)	0.5	0.0	0.4
10:00AM	Mar Business Inventories (%)	-0.1	0.1	0.2
10:00AM	May NAHB housing market indx	50	44	45
Wednesday, May 17				
8:30AM	Apr Housing starts number mm (ml)	1.401	1.405	1.420
8:30AM	Apr Building permits: number (ml)	1.416	1.432	1.430

Event Importance:

- No Stars = Insignificant
- ☆ Low
- ★ Moderate
- ★★ Important
- ★★★ Very Important

Date	Event	Actual	Forecast	Prior
Thursday, May 18				
8:30AM	May Philly Fed Business Index	-10.4	-20.0	-31.3
8:30AM	wk Jobless Claims (k)	242	254	264
10:00AM	Apr Existing home sales (ml)	4.28	4.35	4.44
10:00AM	Apr Exist. home sales % chg (%)	-3.4		-2.4
10:00AM	Apr Leading index chg mm (%)	-0.6	-0.7	-1.2
Tuesday, May 23				
9:45AM	May Markit Services PMI	55.1	51.5	53.6
10:00AM	Apr New Home Sales (ml)	0.683	0.630	0.683
10:00AM	Apr New Home Sales (%) (%)	4.1		9.6
1:00PM	2-Yr Note Auction (bl)	42		
Wednesday, May 24				
1:00PM	5-Yr Note Auction (bl)	43		
Thursday, May 25				
8:30AM	Q1 GDP Prelim (%)	1.3	2.9	1.1
10:00AM	Apr Pending Home Sales (%)	0.0	0.5	-5.2
10:00AM	Apr Pending Sales Index	78.9		78.9
1:00PM	7-Yr Note Auction (bl)	35		
Friday, May 26				
8:30AM	Apr Core PCE Inflation (y/y) (%)	4.7	4.5	4.6
8:30AM	Apr Core PCE (m/m) (%)	0.4	0.3	0.3
10:00AM	May Consumer Sentiment (ip)	59.2	57.7	63.5
Wednesday, Jul 19				
1:00PM	20-Yr Bond Auction (bl)	12		

About Your Los Angeles Mortgage Broker

Shannon's expertise in residential mortgage lending spans more than 20 years. Beginning on the ground floor of the wholesale side of lending, Shannon subsequently succeeded as a loan officer, account manager, and account executive while working for one of the nation's largest mortgage lenders. In contrast to those who chose to leave the mortgage industry when the Los Angeles housing market began to spiral in 2008; Shannon's passion for helping others to become homeowners remained firmly intact. In fact the changes in the market and new lending laws made her want to help homebuyers to navigate the new rules of real estate lending more than ever. As such, she chose to transition to the retail side of real estate financing in effort to work closer with families, veterans, and those who had previous financial hardships to achieve their goals of home ownership. As a homeowner and real estate investor, Shannon's personal experience in obtaining mortgage loans for her own purchases is extensive. She has bought and sold multiple properties and continues to invest in real estate throughout Los Angeles County. Shannon's specialization and breadth of experience in real estate purchase loans enables her to offer standard/conventional loans, government loans, hard money loans, and specialty/portfolio products.

Shannon Christenot

