



Shannon Christenot
Mortgage Broker Los Angeles CA, HomePlus Mortgage
NMLS 278136 Cal BRE 01848925
700 Flower St #1000 Los Angeles, CA 90017

Office: (818) 601-2231
Fax: (818) 301-2200
shannon@shannonchristenot.com
[View My Website](#)

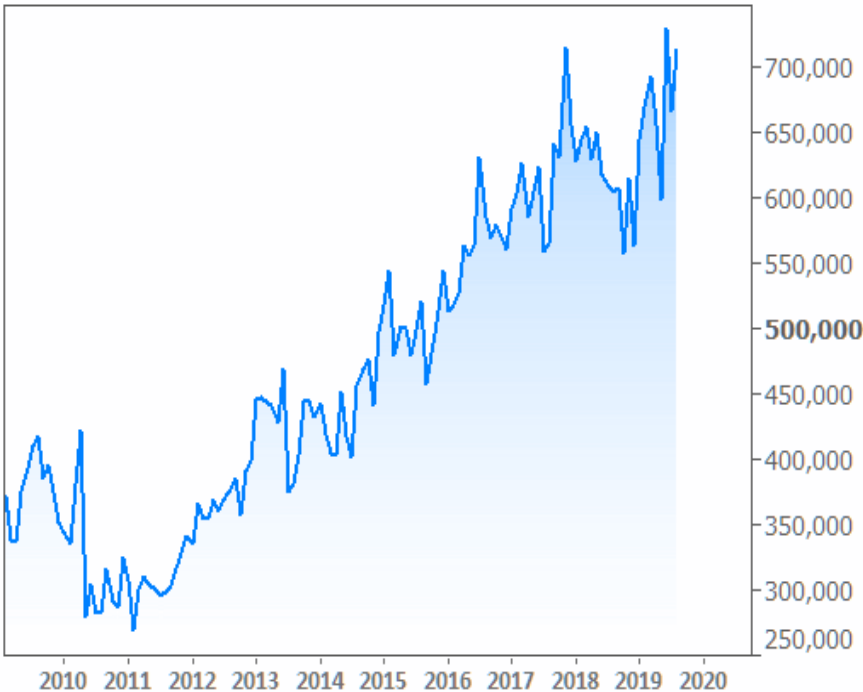
Housing Market Ended Summer With a Bang

Looking at the calendar (and the weather, depending on where you live), summer may seem like an increasingly distant memory, but for housing market data, things are just heating up.

Whether we're talking about the housing market or almost any other aspect of the economy, the biggest economic reports tend to be released **long after** the days when the underlying economic activity was actually taking place. Case in point, among this week's reports was the final GDP figure for the months of April through June!

The housing-related reports released this week are more timely by comparison. Taken together, they suggest the housing market had a fantastic summer. The Census Bureau reported a 7.1% surge in New Home Sales for August on top of a revision that increased July's total by 4.8%. The annual pace of 713k units is very close to a post-crisis high and the **3rd highest in more than a decade**.

New Home Sales



National Average Mortgage Rates



	Rate	Change	Points
Mortgage News Daily			

30 Yr. Fixed	7.09%	+0.07	0.00
15 Yr. Fixed	6.56%	+0.03	0.00
30 Yr. FHA	6.62%	+0.07	0.00
30 Yr. Jumbo	7.35%	+0.04	0.00
5/1 ARM	7.30%	+0.06	0.00

Freddie Mac

30 Yr. Fixed	7.02%	-0.42	0.00
15 Yr. Fixed	6.28%	-0.48	0.00

Rates as of: 5/17

Market Data

	Price / Yield	Change
MBS UMBS 6.0	100.40	-0.15
MBS GNMA 6.0	100.78	+0.04
10 YR Treasury	4.4223	+0.0454
30 YR Treasury	4.5610	+0.0549

Pricing as of: 5/17 5:59PM EST

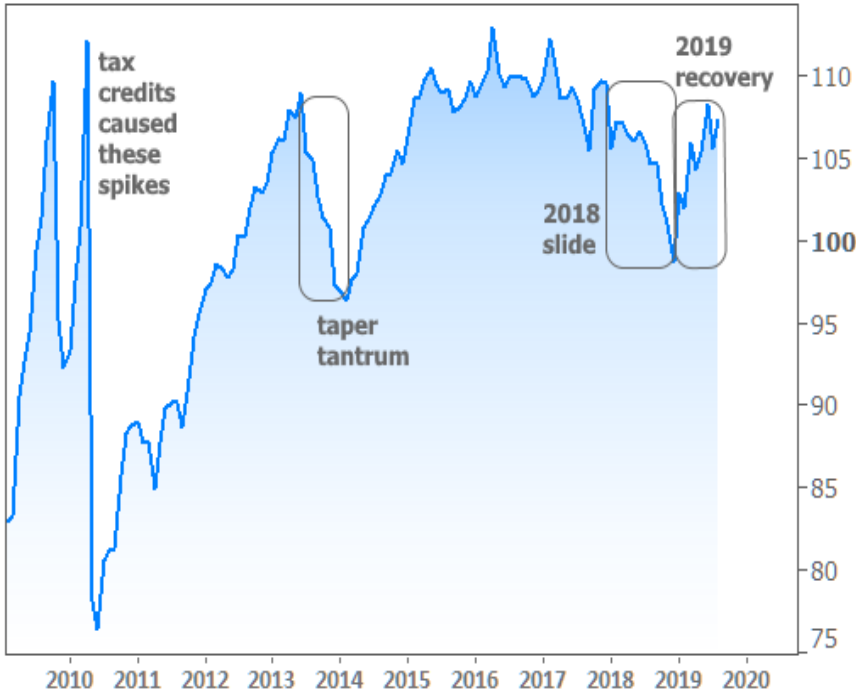
Recent Housing Data

		Value	Change
Mortgage Apps	May 15	198.1	+0.51%
Building Permits	Mar	1.46M	-3.95%
Housing Starts	Mar	1.32M	-13.15%
New Home Sales	Mar	693K	+4.68%
Pending Home Sales	Feb	75.6	+1.75%
Existing Home Sales	Feb	3.97M	-0.75%
Builder Confidence	Mar	51	+6.25%

US Housing Market Weekly

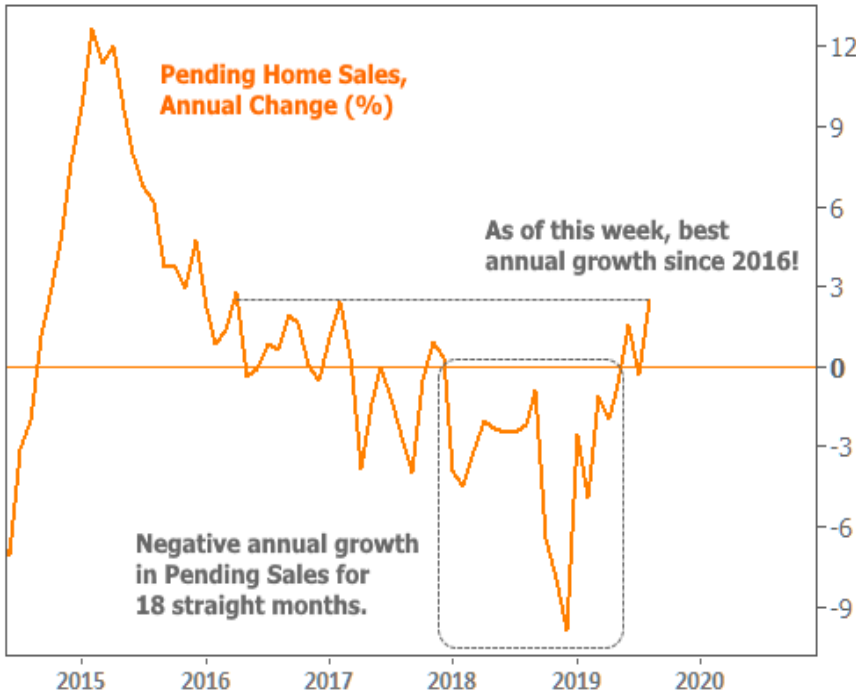
The National Association of Realtors' Pending Home Sales data also spoke to summer ending on a high note for housing. While the 1.6% increase isn't that impressive, the gains are important as they **solidify a recovery** from 2018's home sales slump.

Pending Home Sales



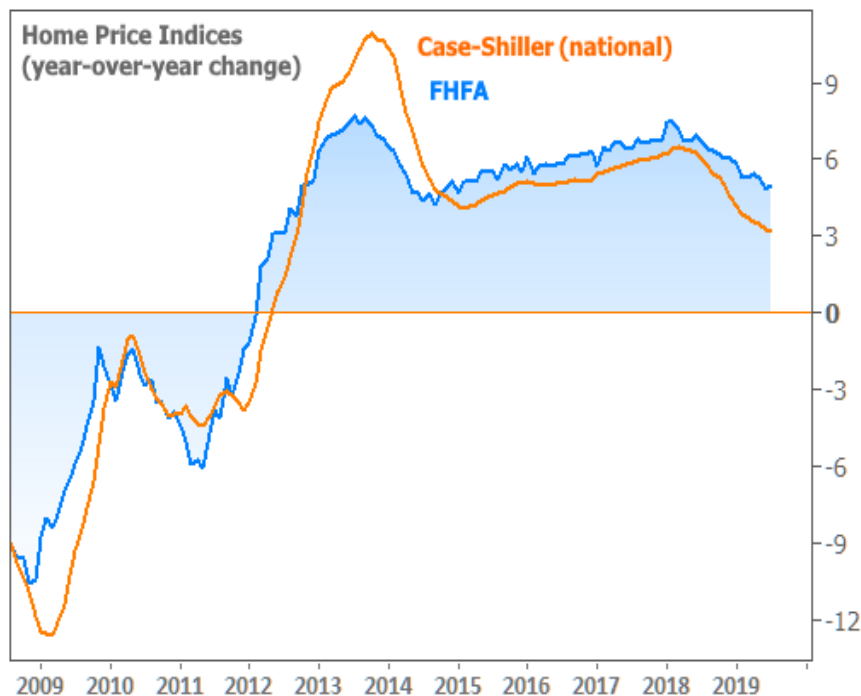
Perhaps even more importantly, this pushes the annual growth rate farther into positive territory after 18 months in the red, and to the **highest levels since 2016**.

Percent Change (y/y) in Pending Sales



US Housing Market Weekly

Slightly less timely and slightly more open to interpretation were the two major home price indices, which were updated to cover July as of this week. Both Case-Shiller and the FHFA agree that **home prices are still moving higher** in annual terms, but that's about it. Whereas Case-Shiller said prices were unchanged from June to July and only 3% higher from last year, the FHFA reported a 0.4% monthly increase and a year-over-year total of 5.0%. Neither report is necessarily better than the other. They just have slightly different methodologies.



Discrepancies aside, the merits of annual home price appreciation of 3% versus 5% are debatable. On the one hand, higher home values are generally good for the housing market, but a **SUSTAINABLE** pace of improvement is also important. With other economic reports showing inflation running between 1.8% and 2.4%, the lower of the two home price reports may arguably be the better news, as long as it's not flashing a warning about further deceleration in price growth.

2019's big drop in mortgage rates could certainly help with that. The cost of financing is a huge but stealthy factor in home price appreciation. It definitely played a role in 2013's deceleration (seen in the chart above). Then, falling rates in 2014 helped momentum shift back in the other direction. Notably, rates had been falling for at least 9 months before the home price data showed any effects. If history repeats itself, that bodes well for home prices at least being able to avoid much more deceleration, all other things being equal.

Subscribe to my newsletter online at: <http://mortgagenewsletters.org/schristenot>

About Your Los Angeles Mortgage Broker

Shannon's expertise in residential mortgage lending spans more than 20 years. Beginning on the ground floor of the wholesale side of lending, Shannon subsequently succeeded as a loan officer, account manager, and account executive while working for one of the nation's largest mortgage lenders. In contrast to those who chose to leave the mortgage industry when the Los Angeles housing market began to spiral in 2008; Shannon's passion for helping others to become homeowners remained firmly intact. In fact the changes in the market and new lending laws made her want to help homebuyers to navigate the new rules of real estate lending more than ever. As such, she chose to transition to the retail side of real estate financing in effort to work closer with families, veterans, and those who had previous financial hardships to achieve their goals of home ownership. As a homeowner and real estate investor, Shannon's personal experience in obtaining mortgage loans for her own purchases is extensive. She has bought and sold multiple properties and continues to invest in real estate throughout Los Angeles County. Shannon's specialization and breadth of experience in real estate purchase loans enables her to offer standard/conventional loans, government loans, hard money loans, and specialty/portfolio products.

Shannon Christenot

